

# IDAHO STATE LEGISLATURE



CHILD SEXUAL ABUSE STATISTICS  
Annual Report  
I.C. § 67-1405  
JULY 1, 2021 – JUNE 30, 2022

Joint Submission by  
The Office of the Governor  
Brad Little  
and  
The Office of the Attorney General  
Raúl R. Labrador  
January 2023



## **BRAD LITTLE**

Governor  
STATE OF IDAHO

## **RAÚL R. LABRADOR**

Attorney General  
STATE OF IDAHO

To: The Idaho Legislature and the Citizens of Idaho

Re: The Prosecution of Child Sexual Abuse

With this letter, we submit the annual report for Fiscal Year 2022 on the prosecution of child sexual abuse in Idaho. During FY2022, there were 785 reported incidents of child sexual abuse in Idaho. This is 16 reported incidents (or 2%) less than FY2021. Additionally, the 1,043 child sexual abuse cases filed by prosecutors in Idaho in FY2022 was ten cases more than FY2021.

We do not know whether these high numbers can be attributed to Idaho's growing population, whether societal factors are somehow contributing to more sexual abuse of children, or whether there are other factors of which we are not aware. Regardless of why this problem exists, this report demonstrates that it is not going away and that efforts to address it have been only partially successful.

Our efforts to stop child sexual abuse must continue, and we must continue to dedicate ourselves and our resources to combating this problem. Our efforts must start in the home, but they must also include the extended family, churches, schools, community associations and law enforcement. As to the latter, we must provide adequate funding, training and equipment for our law enforcement officers and prosecutors who are on the front lines of the battle against child sexual abuse. Idaho's children deserve no less.

Sincerely,

A blue ink signature of Brad Little, written in a cursive style.

**BRAD LITTLE**  
Governor  
STATE OF IDAHO

A blue ink signature of Raúl R. Labrador, written in a cursive style.

**RAÚL R. LABRADOR**  
Attorney General  
STATE OF IDAHO

## TABLE OF CONTENTS

|  | <u>Page</u> |
|--|-------------|
| REPORT SUMMARY   | 4           |
| DATA COLLECTION PROCESS                                  | 5           |
| FY2022 CHILD SEXUAL ABUSE REPORT                         |             |
| I. REPORTED INCIDENTS – I.C. § 67-1405(1)                | 6           |
| II. CASES FILED – I.C. § 67-1405(2)                      | 7           |
| a. ADULT OFFENDERS                                       |             |
| CHART A1 – ADULT MOST FREQUENTLY FILED CHARGES           | 7           |
| CHART A2 – ADULT CASES FILED BY JUDICIAL DISTRICT        | 7           |
| b. JUVENILE OFFENDERS                                    |             |
| CHART J1 – JUVENILE MOST FREQUENTLY FILED CHARGES        | 8           |
| CHART J2 – JUVENILE PETITIONS FILED BY JUDICIAL DISTRICT | 8           |
| CHART M1- DISTRICTS OF IDAHO                             | 9           |
| III. DISPOSITION INFORMATION – I.C. § 67-1405(3)         |             |
| a. ADULT OFFENDERS                                       | 10          |
| CHART A3 – ADULT SENTENCING DISPOSITIONS                 | 10          |
| b. JUVENILE OFFENDERS                                    | 10          |
| CHART J3 – JUVENILE DISPOSITION INFORMATION              | 10          |
| IV. DISCHARGED OFFENDERS – I.C. § 67-1405(4)             |             |
| a. TABLE 1 – DISCHARGES OF ADULT OFFENDERS               | 10          |
| V. STATEWIDE CASE COMPARISON                             | 14          |
| a. TABLE 2 – YEAR OVER YEAR ANALYSIS                     | 14          |
| b. TABLE 3 – CASES BY COUNTY                             | 15          |
| c. TABLE 4 – CASES BY TEN MOST POPULATED COUNTIES        | 16          |
| d. TABLE 5 – CASES BY TEN LEAST POPULATED COUNTIES       | 16          |

## REPORT SUMMARY

---

**Incidents Reported**

I.C. § 67-1405(1)

A total of 785 incidents of child sexual abuse were reported to the Department of Health and Welfare, Division of Family and Community Services in FY2022.

This represents a 2% decrease with 16 less incidents reported over FY2021.

---

**Cases Filed**

I.C. § 67-1405(2)

A total of 1043 child sexual abuse cases were filed (842 adult, 201 juvenile) in Idaho District and Juvenile Courts in FY2022.

This represents a 10% increase with ten more cases filed over FY2021.

---

**Disposition**

I.C. § 67-1405(3)

Child Sexual Abuse Conviction/Disposition Status:

- Prison – 88 adults
- Juvenile Corrections – 11 juveniles
- Probation – 31 adults, 49 juveniles
- Retained Jurisdiction – 34 adults
- Cases Pending – 532 adults, 94 juveniles
- Cases Dismissed – 152 adults, 44 juveniles
- Acquittals – 5 adults, 3 juveniles

---

**Discharged Offenders**

I.C. § 67-1405(4)

The Commission of Pardons and Parole granted parole to 372 inmates and discharged an additional 569 inmates who completed their sentence during FY2022 for committing child sexual abuse crimes.

## **DATA COLLECTION PROCESS**

Prepared in accordance with I.C. § 67-1405, this report is intended to reflect child sexual abuse incident data for FY2022 (July 1, 2021 to June 30, 2022) as reported by the Department of Health and Welfare, County Prosecuting Attorneys' case filings for adult/juvenile child sexual abuse cases, and the Commission of Pardons and Parole discharge status among offenders relating to the following statutory sexual offenses involving children:

- Injury to Children (I.C. § 18-1501)
- Sexual Abuse of a Child Under the Age of Sixteen Years (I.C. § 18-1506)
- Ritualized Abuse of a Child (I.C. § 18-1506A)
- Sexual Exploitation of a Child (I.C. § 18-1507)
- Possession of Sexually Exploitative Materials (I.C. § 18-1507A)
- Lewd Conduct With a Minor Child Under Sixteen (I.C. § 18-1508)
- Sexual Battery of a Minor Child Sixteen or Seventeen Years of Age (I.C. § 18-1508A)
- Enticing of Children (I.C. § 18-1509)
- Enticing of Children Over the Internet (I.C. § 18-1509A)

## I. REPORTED INCIDENTS

Idaho Code § 67-1405(1) provides:

The department of health and welfare, each city police department, each county sheriff and the Idaho state police shall submit to the office of the attorney general a report of each child sexual abuse incident reported to each agency of state or local government. The report shall contain such information as specified by the attorney general. It shall be the duty of the attorney general to the greatest extent possible to use and develop the information required in this section on forms currently in use by each governmental entity, thus avoiding unnecessary paperwork.

Child sexual abuse incidents requiring involvement from the Department of Health and Welfare<sup>1</sup> for Fiscal Years 2012-2022, is as follows:

| Fiscal Year<br>July 1 – June 30 | Incidents | Percentage<br>Increase+ / Decrease-<br>over Prior Year |
|---------------------------------|-----------|--|
| 2022                            | 785       | -2.0%  |
| 2021                            | 801       | +0.6%  |
| 2020                            | 796       | +2.7%  |
| 2019                            | 775       | +17.4%   |
| 2018                            | 660       | +22.5%   |
| 2017                            | 539       | -1.1%  |
| 2016                            | 545       | +26.5%   |
| 2015                            | 431       | -16.8%   |
| 2014                            | 518       | -15.2%   |
| 2013                            | 611       | +37.9%   |
| 2012                            | 443       | +3.8%  |

---

<sup>1</sup> The Attorney General recognizes that some incidents of child sexual abuse may be reported to local law enforcement entities but not reported to or investigated by the Dept. of Health and Welfare. There are no systems presently in place to identify such reports or to account for duplicate reporting of the same incident. Therefore, incident information included in this report is limited to those incidents of child sexual abuse reported to and investigated by the Department of Health and Welfare.

## II. CASES FILED

Idaho Code § 67-1405(2) provides:

It shall be the duty of each county prosecuting attorney to submit to the office of the attorney general a report of each child sexual abuse case handled by the prosecuting attorney. The report required pursuant to this section shall be designed by the attorney general to minimize the paperwork impact on each county prosecutor.

### a. ADULT OFFENDERS

In FY2022, Idaho's District Courts received 842 cases among adult offenders related to statutory sexual offenses involving children. Chart A1 shows the most frequently filed charges.

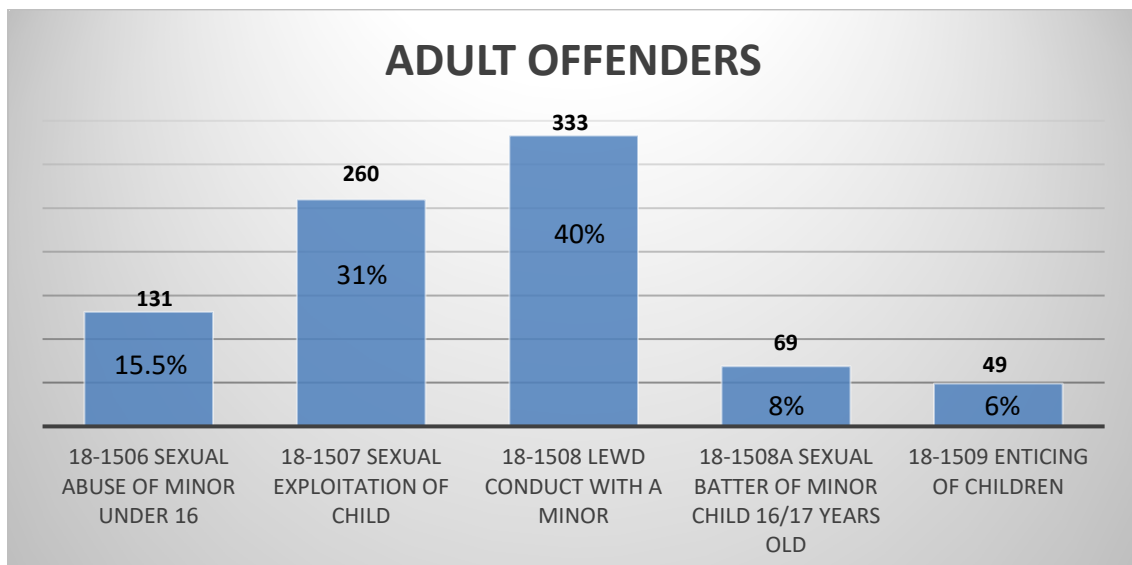
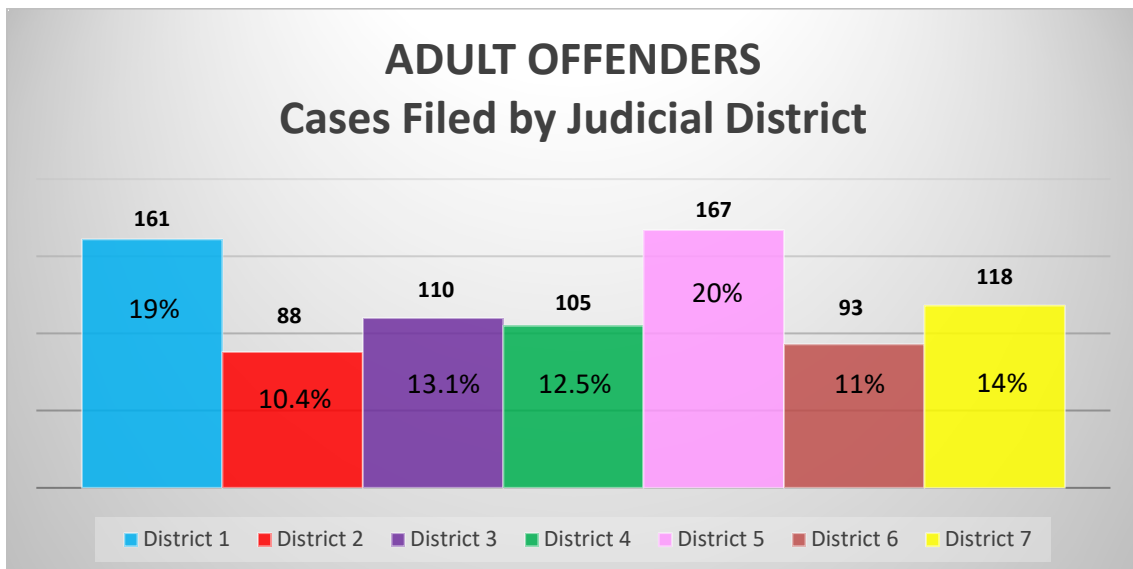


Chart A2 shows the breakdown of adult case filings per Idaho judicial district.



b. JUVENILE OFFENDERS

In FY2022, Idaho’s District Courts received 201 cases among juvenile offenders related to statutory sexual offenses involving children. Chart J1 shows the most frequently filed charges.

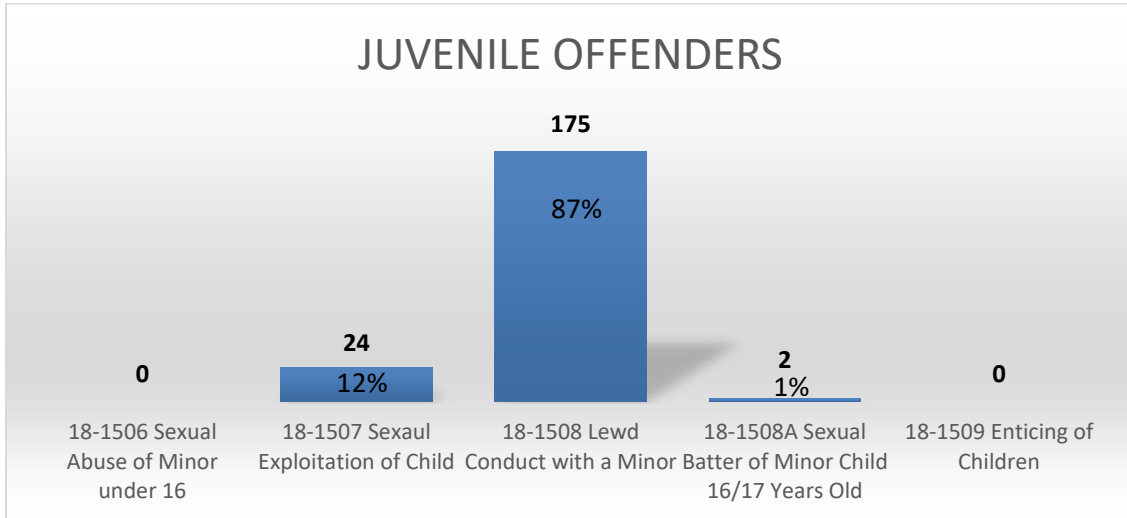


Chart J2 shows the breakdown of juvenile case filings per Idaho judicial district.

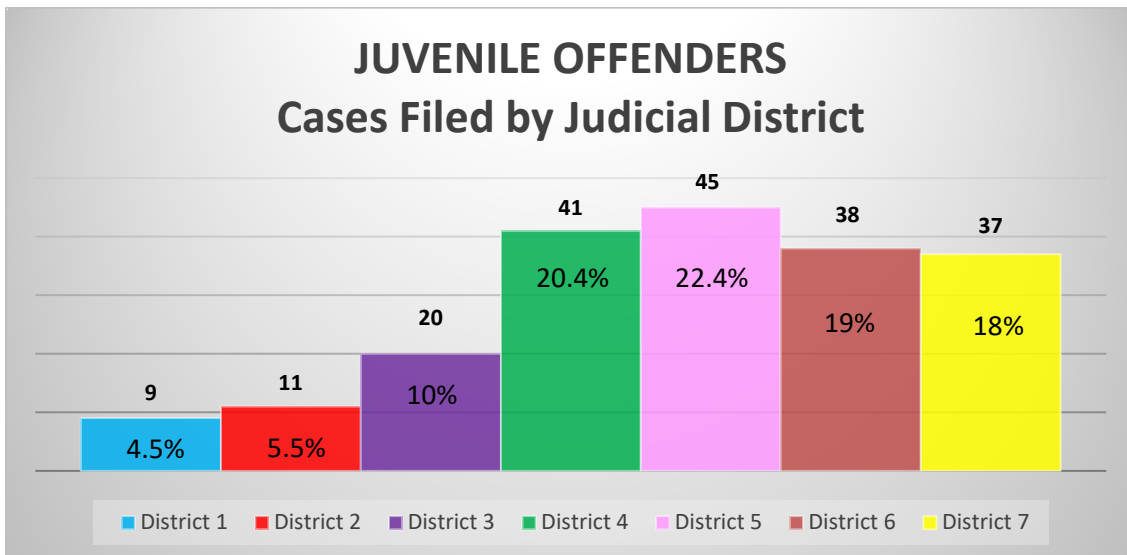






CHART M1

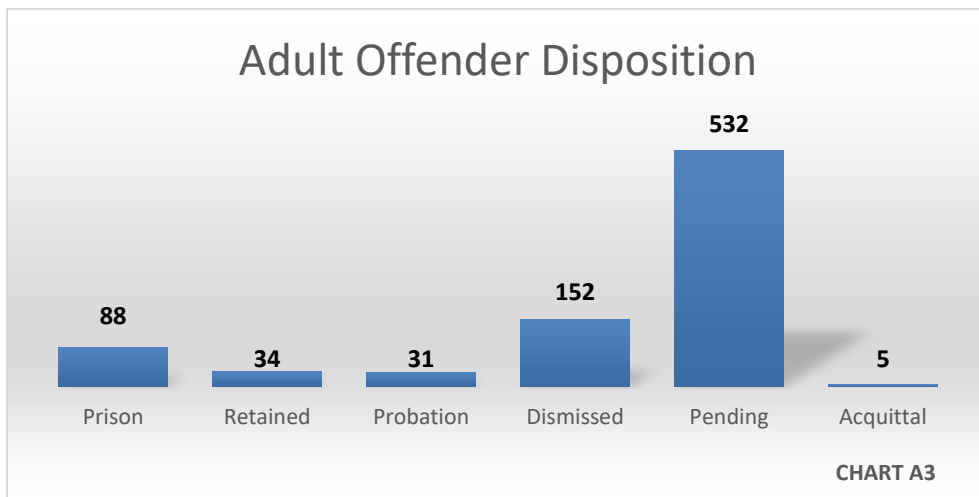
### III. DISPOSITION INFORMATION

Idaho Code § 67-1405(3) provides:

The administrative office of the courts shall submit to the office of the attorney general a report showing the disposition of each child sexual abuse case handled by each of the district courts throughout the state. This reporting requirement may be satisfied by submission of a copy of a judgment made and entered in each case.

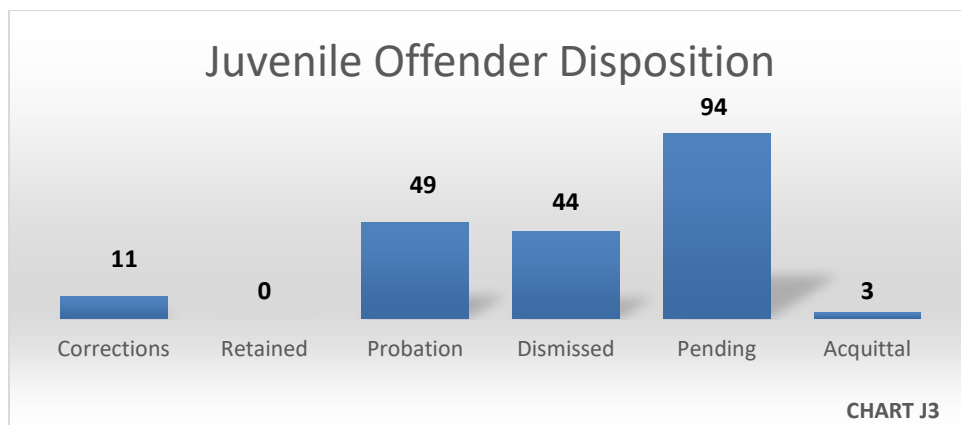
#### a. ADULT OFFENDER DISPOSITIONS

Chart A3 depicts case status and the number of convictions obtained against adult offenders in child sexual abuse cases for FY2022.



#### b. JUVENILE OFFENDER DISPOSITIONS

Chart J3 shows the 201 juvenile child sexual abuse case dispositions in FY2022.



## IV. DISCHARGED OFFENDERS

Idaho Code § 67-1405(4) provides:

The commission on pardons and parole shall submit to the office of the attorney general a report showing the release or discharge of any individual convicted of a crime involving child sexual abuse. Such report shall be designed to minimize the paperwork impact upon the commission.

The Commission of Pardons and Parole reported 372 inmates were granted parole and an additional 569 were discharged for completing sentences of statutory sexual offenses involving children.

**TABLE 1**

| COUNTY OF SENTENCE | Discharge Type | 18-1501 Injury to Child | 18-1506 Sexual Abuse of Minor Under 16 | 18-1507A Possession Sexually Exploitative Materials | 18-1508 Lewd Conduct w/Minor Under 16 | 18-1508A Sexual Battery of Minor 16/17 Years Old | 18-1509A Enticing of Children over Internet | Total |
|--------------------|----------------|-------------------------|--|---|---------------------------------------|--|---|-------|
| ADA                | DISCHARGE      | 51                      | 13                                     | 17  | 30                                    | 9  | 15  | 135   |
|                    | PAROLED        | 39                      | 14                                     | 6   | 30                                    | 7  | 4   | 100   |
|                    | PROBATION      | 46                      | 13                                     | 0   | 15                                    | 2  | 0   | 76    |
| ADAMS              | DISCHARGE      | 2                       | 0                                      | 0   | 0                                     | 0  | 0   | 2     |
|                    | PAROLED        | 0                       | 0                                      | 0   | 0                                     | 0  | 0   | 0     |
|                    | PROBATION      | 0                       | 0                                      | 0   | 0                                     | 0  | 0   | 0     |
| BANNOCK            | DISCHARGE      | 18                      | 7                                      | 1   | 3                                     | 2  | 0   | 31    |
|                    | PAROLED        | 11                      | 6                                      | 1   | 2                                     | 1  | 0   | 21    |
|                    | PROBATION      | 21                      | 12                                     | 0   | 0                                     | 1  | 0   | 34    |
| BEAR LAKE          | DISCHARGE      | 1                       | 0                                      | 0   | 1                                     | 0  | 0   | 2     |
|                    | PAROLED        | 0                       | 0                                      | 0   | 0                                     | 0  | 0   | 0     |
|                    | PROBATION      | 0                       | 0                                      | 0   | 0                                     | 0  | 0   | 0     |
| BENEWAH            | DISCHARGE      | 5                       | 2                                      | 0   | 0                                     | 0  | 0   | 7     |
|                    | PAROLED        | 0                       | 0                                      | 0   | 0                                     | 0  | 0   | 0     |
|                    | PROBATION      | 4                       | 0                                      | 0   | 0                                     | 0  | 0   | 4     |
| BINGHAM            | DISCHARGE      | 0                       | 6                                      | 0   | 1                                     | 0  | 0   | 7     |
|                    | PAROLED        | 0                       | 3                                      | 0   | 1                                     | 0  | 0   | 4     |
|                    | PROBATION      | 0                       | 0                                      | 0   | 4                                     | 1  | 0   | 5     |
| BLAINE             | DISCHARGE      | 0                       | 0                                      | 0   | 0                                     | 0  | 0   | 0     |
|                    | PAROLED        | 0                       | 0                                      | 0   | 1                                     | 0  | 2   | 3     |
|                    | PROBATION      | 0                       | 1                                      | 0   | 0                                     | 0  | 0   | 1     |
| BOISE              | DISCHARGE      | 0                       | 0                                      | 0   | 0                                     | 0  | 0   | 0     |
|                    | PAROLED        | 0                       | 0                                      | 0   | 0                                     | 0  | 0   | 0     |
|                    | PROBATION      | 0                       | 0                                      | 0   | 0                                     | 0  | 0   | 0     |
| BONNER             | DISCHARGE      | 12                      | 1                                      | 0   | 0                                     | 0  | 0   | 13    |
|                    | PAROLED        | 1                       | 0                                      | 0   | 1                                     | 0  | 0   | 2     |
|                    | PROBATION      | 12                      | 0                                      | 2   | 2                                     | 0  | 0   | 16    |
| BONNEVILLE         | DISCHARGE      | 3                       | 5                                      | 1   | 3                                     | 1  | 2   | 15    |
|                    | PAROLED        | 8                       | 2                                      | 3   | 5                                     | 0  | 0   | 18    |
|                    | PROBATION      | 4                       | 6                                      | 0   | 1                                     | 0  | 1   | 12    |
| BOUNDARY           | DISCHARGE      | 2                       | 0                                      | 1   | 2                                     | 0  | 0   | 5     |
|                    | PAROLED        | 0                       | 0                                      | 0   | 1                                     | 0  | 0   | 1     |
|                    | PROBATION      | 0                       | 0                                      | 0   | 4                                     | 0  | 0   | 4     |
| BUTTE              | DISCHARGE      | 1                       | 0                                      | 0   | 0                                     | 0  | 0   | 1     |
|                    | PAROLED        | 4                       | 0                                      | 0   | 0                                     | 0  | 0   | 4     |

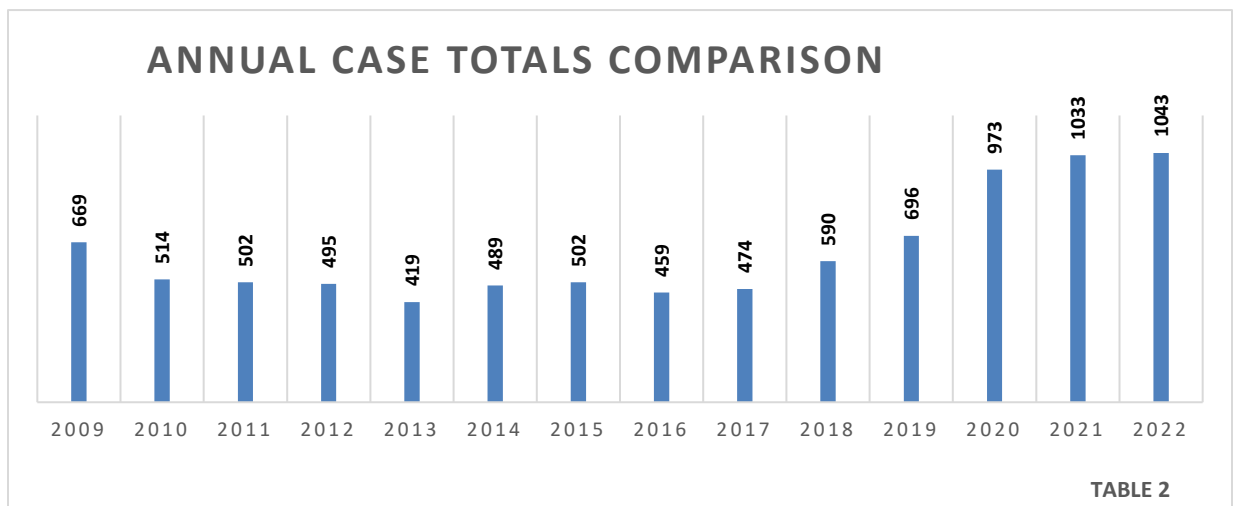
| COUNTY OF SENTENCE | Discharge Type | 18-1501 Injury to Child | 18-1506 Sexual Abuse of Minor Under 16 | 18-1507A Possession Sexually Exploitative Materials | 18-1508 Lewd Conduct w/Minor Under 16 | 18-1508A Sexual Battery of Minor 16/17 Years Old | 18-1509A Enticing of Children over Internet | Total |
|--------------------|----------------|-------------------------|--|---|---------------------------------------|--|---|-------|
|                    | PROBATION      | 0                       | 0                                      | 0   | 0                                     | 0  | 0   | 0     |
| CAMAS              | DISCHARGE      | 0                       | 0                                      | 0   | 0                                     | 0  | 0   | 0     |
|                    | PAROLED        | 0                       | 0                                      | 0   | 0                                     | 0  | 0   | 0     |
|                    | PROBATION      | 0                       | 0                                      | 0   | 0                                     | 0  | 0   | 0     |
| CANYON             | DISCHARGE      | 72                      | 20                                     | 0   | 22                                    | 9  | 2   | 125   |
|                    | PAROLED        | 20                      | 12                                     | 3   | 8                                     | 12   | 4   | 59    |
|                    | PROBATION      | 14                      | 7                                      | 0   | 0                                     | 6  | 2   | 29    |
| CARIBOU            | DISCHARGE      | 0                       | 0                                      | 0   | 0                                     | 0  | 0   | 0     |
|                    | PAROLED        | 1                       | 0                                      | 0   | 0                                     | 0  | 1   | 2     |
|                    | PROBATION      | 3                       | 0                                      | 0   | 1                                     | 0  | 0   | 4     |
| CASSIA             | DISCHARGE      | 18                      | 6                                      | 0   | 3                                     | 5  | 0   | 32    |
|                    | PAROLED        | 0                       | 2                                      | 0   | 1                                     | 0  | 0   | 3     |
|                    | PROBATION      | 2                       | 0                                      | 0   | 0                                     | 0  | 1   | 3     |
| CLARK              | DISCHARGE      | 0                       | 0                                      | 0   | 0                                     | 0  | 0   | 0     |
|                    | PAROLED        | 0                       | 0                                      | 0   | 0                                     | 0  | 0   | 0     |
|                    | PROBATION      | 0                       | 0                                      | 0   | 0                                     | 0  | 0   | 0     |
| CLEARWATER         | DISCHARGE      | 0                       | 0                                      | 0   | 0                                     | 0  | 0   | 0     |
|                    | PAROLED        | 0                       | 0                                      | 0   | 0                                     | 0  | 0   | 0     |
|                    | PROBATION      | 3                       | 0                                      | 2   | 0                                     | 0  | 0   | 5     |
| CUSTER             | DISCHARGE      | 1                       | 0                                      | 0   | 0                                     | 0  | 0   | 1     |
|                    | PAROLED        | 0                       | 0                                      | 0   | 0                                     | 0  | 0   | 0     |
|                    | PROBATION      | 0                       | 0                                      | 0   | 0                                     | 0  | 0   | 0     |
| ELMORE             | DISCHARGE      | 5                       | 0                                      | 0   | 2                                     | 0  | 0   | 7     |
|                    | PAROLED        | 0                       | 1                                      | 1   | 2                                     | 0  | 0   | 4     |
|                    | PROBATION      | 5                       | 0                                      | 0   | 2                                     | 0  | 0   | 7     |
| FRANKLIN           | DISCHARGE      | 0                       | 1                                      | 0   | 2                                     | 0  | 0   | 3     |
|                    | PAROLED        | 7                       | 0                                      | 0   | 8                                     | 0  | 0   | 15    |
|                    | PROBATION      | 5                       | 0                                      | 0   | 2                                     | 4  | 0   | 11    |
| FREMONT            | DISCHARGE      | 3                       | 0                                      | 0   | 2                                     | 0  | 0   | 5     |
|                    | PAROLED        | 3                       | 0                                      | 0   | 0                                     | 0  | 0   | 3     |
|                    | PROBATION      | 6                       | 5                                      | 0   | 2                                     | 0  | 0   | 13    |
| GEM                | DISCHARGE      | 1                       | 0                                      | 3   | 4                                     | 0  | 0   | 8     |
|                    | PAROLED        | 10                      | 0                                      | 0   | 3                                     | 0  | 0   | 13    |
|                    | PROBATION      | 2                       | 0                                      | 0   | 0                                     | 0  | 0   | 2     |
| GOODING            | DISCHARGE      | 1                       | 0                                      | 0   | 1                                     | 0  | 0   | 2     |
|                    | PAROLED        | 0                       | 0                                      | 0   | 3                                     | 0  | 0   | 3     |
|                    | PROBATION      | 4                       | 0                                      | 0   | 4                                     | 0  | 0   | 8     |
| IDAHO              | DISCHARGE      | 7                       | 0                                      | 0   | 2                                     | 0  | 0   | 9     |
|                    | PAROLED        | 1                       | 1                                      | 0   | 1                                     | 0  | 0   | 3     |
|                    | PROBATION      | 0                       | 0                                      | 0   | 0                                     | 0  | 0   | 0     |
| JEFFERSON          | DISCHARGE      | 1                       | 0                                      | 0   | 0                                     | 0  | 0   | 1     |
|                    | PAROLED        | 6                       | 0                                      | 0   | 0                                     | 0  | 0   | 6     |
|                    | PROBATION      | 0                       | 0                                      | 0   | 0                                     | 0  | 0   | 0     |
| JEROME             | DISCHARGE      | 4                       | 4                                      | 0   | 2                                     | 1  | 0   | 11    |
|                    | PAROLED        | 0                       | 1                                      | 1   | 3                                     | 0  | 2   | 7     |
|                    | PROBATION      | 5                       | 0                                      | 0   | 0                                     | 0  | 0   | 5     |
| KOOTENAI           | DISCHARGE      | 46                      | 2                                      | 0   | 16                                    | 1  | 2   | 67    |
|                    | PAROLED        | 12                      | 2                                      | 1   | 22                                    | 1  | 1   | 39    |
|                    | PROBATION      | 51                      | 4                                      | 0   | 6                                     | 5  | 0   | 66    |
| LATAH              | DISCHARGE      | 0                       | 4                                      | 0   | 2                                     | 0  | 0   | 6     |
|                    | PAROLED        | 0                       | 0                                      | 0   | 0                                     | 1  | 0   | 1     |

| COUNTY OF SENTENCE | Discharge Type | 18-1501 Injury to Child | 18-1506 Sexual Abuse of Minor Under 16 | 18-1507A Possession Sexually Exploitative Materials | 18-1508 Lewd Conduct w/Minor Under 16 | 18-1508A Sexual Battery of Minor 16/17 Years Old | 18-1509A Enticing of Children over Internet | Total       |
|--------------------|----------------|-------------------------|--|---|---------------------------------------|--|---|-------------|
|                    | PROBATION      | 0                       | 0                                      | 0   | 0                                     | 2  | 0   | 2           |
| LEMHI              | DISCHARGE      | 0                       | 0                                      | 0   | 0                                     | 0  | 0   | 0           |
|                    | PAROLED        | 0                       | 0                                      | 0   | 0                                     | 0  | 0   | 0           |
|                    | PROBATION      | 0                       | 0                                      | 0   | 4                                     | 1  | 0   | 5           |
| LEWIS              | DISCHARGE      | 5                       | 3                                      | 0   | 0                                     | 0  | 0   | 8           |
|                    | PAROLED        | 0                       | 0                                      | 0   | 0                                     | 0  | 0   | 0           |
|                    | PROBATION      | 1                       | 0                                      | 0   | 0                                     | 0  | 0   | 1           |
| LINCOLN            | DISCHARGE      | 0                       | 0                                      | 0   | 0                                     | 0  | 0   | 0           |
|                    | PAROLED        | 4                       | 0                                      | 0   | 0                                     | 0  | 0   | 4           |
|                    | PROBATION      | 1                       | 0                                      | 0   | 2                                     | 0  | 0   | 3           |
| MADISON            | DISCHARGE      | 0                       | 0                                      | 0   | 3                                     | 0  | 0   | 3           |
|                    | PAROLED        | 0                       | 0                                      | 0   | 1                                     | 0  | 0   | 1           |
|                    | PROBATION      | 0                       | 0                                      | 0   | 0                                     | 0  | 0   | 0           |
| MINIDOKA           | DISCHARGE      | 1                       | 3                                      | 0   | 1                                     | 3  | 0   | 8           |
|                    | PAROLED        | 1                       | 0                                      | 0   | 0                                     | 3  | 0   | 4           |
|                    | PROBATION      | 10                      | 0                                      | 0   | 0                                     | 0  | 1   | 11          |
| NEZ PERCE          | DISCHARGE      | 1                       | 0                                      | 0   | 5                                     | 0  | 0   | 6           |
|                    | PAROLED        | 0                       | 1                                      | 0   | 1                                     | 1  | 0   | 3           |
|                    | PROBATION      | 2                       | 0                                      | 0   | 5                                     | 0  | 0   | 7           |
| ONEIDA             | DISCHARGE      | 2                       | 0                                      | 1   | 2                                     | 0  | 0   | 5           |
|                    | PAROLED        | 0                       | 0                                      | 0   | 0                                     | 0  | 0   | 0           |
|                    | PROBATION      | 0                       | 0                                      | 0   | 0                                     | 0  | 0   | 0           |
| OWYHEE             | DISCHARGE      | 1                       | 0                                      | 0   | 0                                     | 0  | 0   | 1           |
|                    | PAROLED        | 2                       | 0                                      | 0   | 0                                     | 0  | 0   | 2           |
|                    | PROBATION      | 3                       | 0                                      | 0   | 0                                     | 0  | 0   | 3           |
| PAYETTE            | DISCHARGE      | 2                       | 1                                      | 0   | 0                                     | 0  | 0   | 3           |
|                    | PAROLED        | 10                      | 0                                      | 0   | 0                                     | 1  | 0   | 11          |
|                    | PROBATION      | 6                       | 2                                      | 2   | 1                                     | 0  | 0   | 11          |
| POWER              | DISCHARGE      | 5                       | 0                                      | 0   | 2                                     | 0  | 0   | 7           |
|                    | PAROLED        | 0                       | 0                                      | 0   | 0                                     | 0  | 0   | 0           |
|                    | PROBATION      | 0                       | 0                                      | 0   | 0                                     | 3  | 0   | 3           |
| SHOSHONE           | DISCHARGE      | 0                       | 0                                      | 0   | 0                                     | 0  | 0   | 0           |
|                    | PAROLED        | 3                       | 0                                      | 0   | 0                                     | 0  | 0   | 3           |
|                    | PROBATION      | 0                       | 0                                      | 0   | 5                                     | 0  | 0   | 5           |
| TETON              | DISCHARGE      | 0                       | 0                                      | 0   | 0                                     | 0  | 0   | 0           |
|                    | PAROLED        | 0                       | 0                                      | 0   | 0                                     | 0  | 0   | 0           |
|                    | PROBATION      | 0                       | 0                                      | 0   | 1                                     | 0  | 2   | 3           |
| TWIN FALLS         | DISCHARGE      | 17                      | 0                                      | 0   | 9                                     | 2  | 0   | 28          |
|                    | PAROLED        | 19                      | 3                                      | 5   | 3                                     | 0  | 2   | 32          |
|                    | PROBATION      | 15                      | 2                                      | 1   | 1                                     | 1  | 1   | 21          |
| VALLEY             | DISCHARGE      | 3                       | 2                                      | 0   | 0                                     | 0  | 0   | 5           |
|                    | PAROLED        | 0                       | 0                                      | 0   | 0                                     | 0  | 0   | 0           |
|                    | PROBATION      | 0                       | 0                                      | 0   | 0                                     | 0  | 0   | 0           |
| WASHINGTON         | DISCHARGE      | 0                       | 0                                      | 0   | 0                                     | 0  | 0   | 0           |
|                    | PAROLED        | 0                       | 1                                      | 0   | 0                                     | 0  | 0   | 1           |
|                    | PROBATION      | 0                       | 0                                      | 0   | 0                                     | 0  | 0   | 0           |
|                    | <b>Totals:</b> | <b>678</b>              | <b>181</b>                             | <b>52</b>   | <b>279</b>                            | <b>86</b>  | <b>45</b>                                   | <b>1321</b> |

## STATEWIDE CASE COMPARISON

As reported by 44 County Prosecuting Attorneys, the total statewide child sexual abuse cases submitted for prosecution, by fiscal year, is outlined below:

| Fiscal Year<br>(July 1 – June 30) | Total Cases | Percentage<br>Increase + / Decrease -<br>over Prior Year |
|-----------------------------------|-------------|--|
| 2022                              | 1,043       | +10%   |
| 2021                              | 1,033       | +6.2%  |
| 2020                              | 973         | +39.8%   |
| 2019                              | 696         | +18.0%   |
| 2018                              | 590         | +24.5%   |
| 2017                              | 474         | +3.3%  |
| 2016                              | 459         | -8.6%  |
| 2015                              | 502         | +2.7%  |
| 2014                              | 489         | +16.7%   |
| 2013                              | 419         | -15.4%   |
| 2012                              | 495         | -1.4%  |



**U.S. CENSUS BUREAU POPULATION ESTIMATES  
IDAHO CASE FILINGS BY COUNTY – FY2022**

TABLE 3

| County        | Population Estimates as of<br>04/01/2020 | Adult      | Juvenile   | Total       |
|---------------|--|------------|------------|-------------|
| ADA           | 494,967                                  | 78         | 35         | 113         |
| ADAMS         | 4,379                                    | 0          | 0          | 0           |
| BANNOCK       | 87,018                                   | 80         | 26         | 106         |
| BEAR LAKE     | 6,372                                    | 6          | 4          | 10          |
| BENEWAH       | 9,530                                    | 11         | 1          | 12          |
| BINGHAM       | 47,992                                   | 42         | 17         | 59          |
| BLAINE        | 24,272                                   | 1          | 2          | 3           |
| BOISE         | 7,610                                    | 0          | 2          | 2           |
| BONNER        | 47,110                                   | 72         | 5          | 77          |
| BONNEVILLE    | 123,964                                  | 55         | 7          | 62          |
| BOUNDARY      | 12,056                                   | 8          | 2          | 10          |
| BUTTE         | 2,574                                    | 0          | 0          | 0           |
| CAMAS         | 1,077                                    | 0          | 0          | 0           |
| CANYON        | 231,105                                  | 87         | 17         | 104         |
| CARIBOU       | 7,027                                    | 0          | 4          | 4           |
| CASSIA        | 24,655                                   | 3          | 3          | 6           |
| CLARK         | 790                                      | 0          | 0          | 0           |
| CLEARWATER    | 8,734                                    | 2          | 0          | 2           |
| CUSTER        | 4,275                                    | 1          | 0          | 1           |
| ELMORE        | 28,666                                   | 17         | 3          | 20          |
| FRANKLIN      | 14,194                                   | 4          | 1          | 5           |
| FREMONT       | 13,388                                   | 3          | 6          | 9           |
| GEM           | 19,123                                   | 16         | 1          | 17          |
| GOODING       | 15,598                                   | 2          | 0          | 2           |
| IDAHO         | 16,541                                   | 0          | 1          | 1           |
| JEFFERSON     | 30,891                                   | 2          | 5          | 7           |
| JEROME        | 24,237                                   | 40         | 5          | 45          |
| KOOTENAI      | 171,362                                  | 51         | 0          | 51          |
| LATAH         | 39,517                                   | 23         | 3          | 26          |
| LEMHI         | 7,974                                    | 7          | 0          | 7           |
| LEWIS         | 3,533                                    | 1          | 0          | 1           |
| LINCOLN       | 5,127                                    | 3          | 0          | 3           |
| MADISON       | 52,913                                   | 7          | 2          | 9           |
| MINIDOKA      | 21,613                                   | 26         | 1          | 27          |
| NEZ PERCE     | 42,090                                   | 62         | 7          | 69          |
| ONEIDA        | 4,564                                    | 3          | 2          | 5           |
| OWYHEE        | 11,913                                   | 2          | 2          | 4           |
| PAYETTE       | 25,386                                   | 2          | 0          | 0           |
| POWER         | 7,878                                    | 0          | 1          | 1           |
| SHOSHONE      | 13,169                                   | 19         | 1          | 20          |
| TETON         | 11,630                                   | 1          | 0          | 1           |
| TWIN FALLS    | 90,046                                   | 92         | 34         | 126         |
| VALLEY        | 11,746                                   | 10         | 1          | 11          |
| WASHINGTON    | 10,500                                   | 3          | 0          | 3           |
| <b>TOTALS</b> | <b>1,839,106</b>                         | <b>842</b> | <b>201</b> | <b>1043</b> |

**FY2022 CASES IN  
TEN MOST POPULATED COUNTIES**

**TABLE 4**

| County     | Population | Adult | Juvenile | Total |
|------------|------------|-------|----------|-------|
| Ada        | 494,967    | 78    | 35       | 113   |
| Canyon     | 231,105    | 87    | 17       | 104   |
| Kootenai   | 171,362    | 51    | 0        | 51    |
| Bonneville | 123,964    | 55    | 7        | 62    |
| Twin Falls | 90,046     | 92    | 34       | 126   |
| Bannock    | 87,018     | 80    | 26       | 106   |
| Madison    | 52,913     | 7     | 2        | 9     |
| Bingham    | 47,992     | 42    | 17       | 49    |
| Bonner     | 47,110     | 72    | 5        | 77    |
| Nez Perce  | 42,090     | 62    | 7        | 69    |

**FY2022 CASES IN  
TEN LEAST POPULATED COUNTIES**

**TABLE 5**

| County    | Population | Adult | Juvenile | Total |
|-----------|------------|-------|----------|-------|
| Clark     | 790        | 0     | 0        | 0     |
| Camas     | 1,077      | 0     | 0        | 0     |
| Butte     | 2,574      | 0     | 0        | 0     |
| Lewis     | 3,533      | 1     | 0        | 1     |
| Custer    | 4,275      | 1     | 0        | 1     |
| Adams     | 4,379      | 0     | 0        | 0     |
| Oneida    | 4,564      | 3     | 2        | 5     |
| Lincoln   | 5,127      | 3     | 0        | 3     |
| Bear Lake | 6,372      | 6     | 4        | 10    |
| Caribou   | 7,027      | 0     | 4        | 4     |